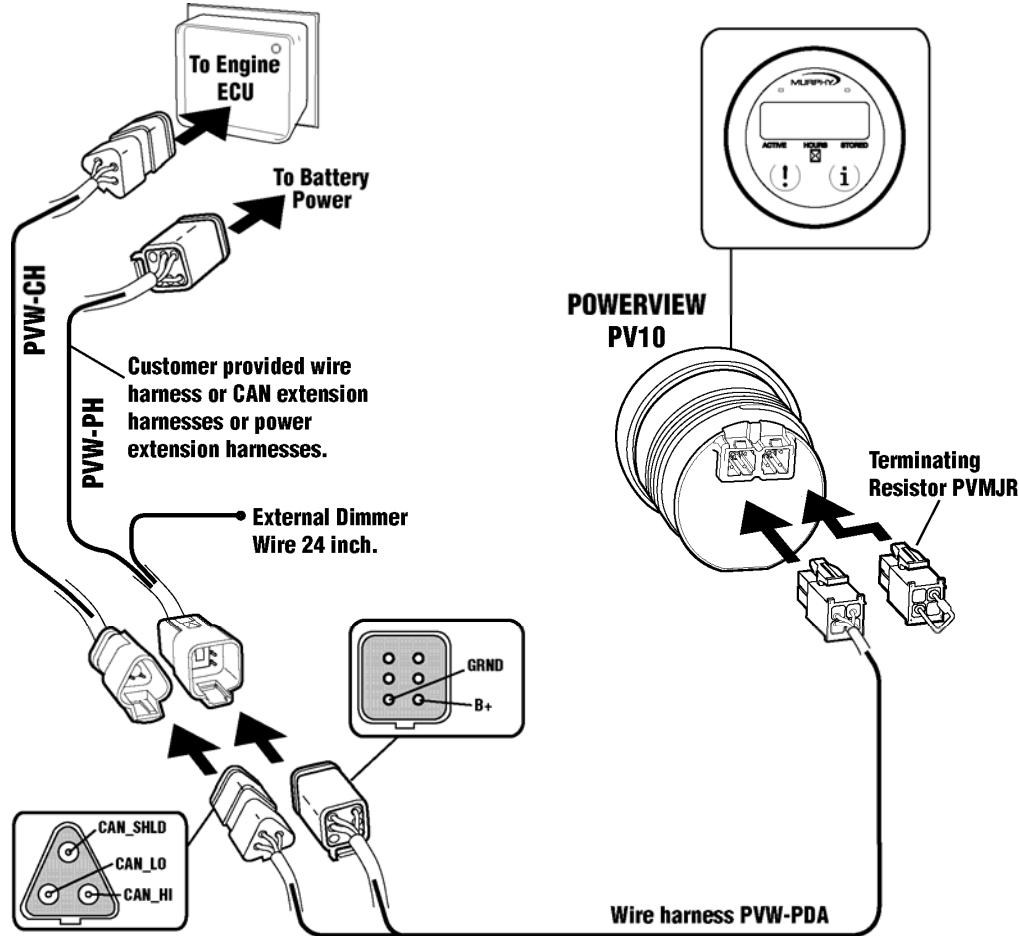



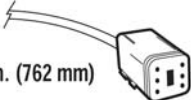

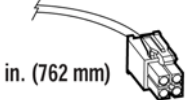

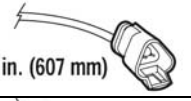
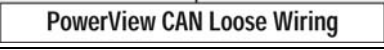
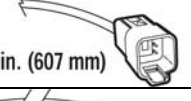





Wiring Harness Accessories for PowerView™ - Model PV10

Use the diagram shown below to help you locate the wiring accessories' part number, a brief description of the item and a designation harness. The chart below the diagram includes the harness schematic to help you with selection of wiring leads length, if applicable.



| Model | Wiring harness Rendering | Wiring Harness Designation Schematic | Part Number |
|--|--------------------------------|--|--|
| PVW-PDA-12 CAN and Power Harness for PV10 | Length: 12 in. (305 mm) | PVW - PDA - 12 CAN and Power Harness (includes 120Ω CAN resistor) | 78-00-0613 |
| PVW-CH PowerView CAN Extension Harness | | PVW - CH- 72 PowerView CAN Extension Harness Length: - 72 : 72 in. (1.82 m) - 144 : 144 in. (3.65 m) - 240 : 240 in. (6.10 m) - 360 : 360 in. (9.10 m) | 78-00-0157 78-00-0158 78-00-0159 78-00-0160 |
| PVW-PH PowerView Battery Power Extension Harness | | PVW - PH- 12 PowerView Battery Power Extension Harness Length: - 72 : 72 in. (1.82 m) - 144 : 144 in. (3.65 m) - 240 : 240 in. (6.10 m) - 360 : 360 in. (9.10 m) | 78-00-0149 78-00-0150 78-00-0151 78-00-0152 |

| Model | Terminating Resistor Rendering | Wiring Harness Designation Schematic | Part Number |
|--|--|---|-------------------|
| PVMJR Terminating Resistor |  | PVMJR Use on last PVM Gage in a series – not needed for PV101. | 78-00-0480 |
| Model | Wiring Kit Rendering | Wiring Harness Designation Schematic | Part Number |
| PV10-K Wiring Kit Includes: (50) connectors And terminals |  | PV10 - K  | 78-00-0646 |
| Model | PowerView CAN & Power Loose Wiring | Wiring Harness Designation | Part Number |
| PVW-PW-30 |  Length: 30 in. (762 mm) | PVW - PW- 30  | 78-00-0125 |
| PA-30 |  Length: 30 in. (762 mm) | PA - 30  | 78-00-0614 |
| PVW-CC-24 |  Length: 24 in. (607 mm) | PVW - CC- 24  | 78-00-0127 |
| PVW-PC-24 |  Length: 24 in. (607 mm) | PVW - PC- 24  | 78-00-0126 |
| PVW-CT |  | PVW - CT  | 00-00-9510 |

FW MURPHY

P.O. Box 470248
Tulsa, Oklahoma 74147 USA
+1 918 317 4100 Fax: +1 918 317 4266
E-mail: sales@fwmurphy.com

INDUSTRIAL PANEL DIVISION

Fax: +1 918 317 4124
E-mail: ipdsales@fwmurphy.com

MURPHY POWER IGNITION

Web site: www.murphy-pi.com

CONTROL SYSTEMS & SERVICES DIVISION

P.O. Box 1819
Rosenberg, Texas 77471 USA
Phone: +1 281 633 4500 Fax: +1 281 633 4588
E-mail: sales@fwmurphy.com

FRANK W. MURPHY, LTD

Church Rd Laverstock
Salisbury SP1 1QZ UK
Phone: +44 172 241 0055 Fax: +44 172 241 0088
E-mail: sales@fwmurphy.co.uk
Web site: www.fwmurphy.co.uk

COMPUTRONIC CONTROLS, LTD

41 - 43 Railway Terrace
Nechells, Birmingham B7 5NG UK
Phone: +44 121 327 8500 Fax: +44 121 327 8501
E-mail: sales@computroniccontrols.com
Web site: www.computroniccontrols.com

www.fwmurphy.com

FW MURPHY INSTRUMENTS (HANGZHOU) CO. LTD

77 23rd Street
Hangzhou Economic & Technological Development Area
Hangzhou, Zhejiang 310018 China
Phone: +86 571 8788 6060 Fax: +86 571 8684 8878

FW MURPHY INTERNATIONAL TRADING (SHANGHAI) CO., LTD.

Suite 1704, Tower B, City Center of Shanghai; 100 Zunyi Road
Shanghai, 200051 China
Phone: +86 21 6237 2082 Fax: +86 21 6237 2083
Web site: mhong@fwmurphy.com



ISO 9001
REGISTERED

Printed in U.S.A.

Warranty - A limited warranty on materials and workmanship is given with this FW Murphy product. A copy of the warranty may be viewed or printed by going to www.fwmurphy.com/support/warranty.htm